


Compress 2000 heat pump Specifier guide

Simple, affordable heating



Clean, clever, comfortable

Compact and efficient, the CS2000 air to water full monobloc heat pump gives your residents lower carbon heating and hot water, by harnessing the natural warmth of the great outdoors. When you're keeping one eye on budget, space, and emissions, the CS2000 could be your perfect match.

Why choose the CS2000 air to water heat pump?



Efficient

Reduced energy usage, A+++ ErP rating*



Quality

Bosch quality and reliability



Compact

Outdoor unit requires no planning permission†



All-in-one

Monobloc design for speedy installation and no indoor unit



Simple control

No fuss room control makes your resident's heat pump easy to use



All under control



Your residents can take control of their home heating with the integrated temperature room control which comes as standard with the CS2000 heat pump.


Simple, easy management with automatic weather sensors and programming.



Scan for more about heat pump technology.

Flexible

With a range of outputs available, the CS2000 air to water heat pump can be installed in most properties and is well-suited to new build homes and renovation projects.



CS2000 4-6kW

CS2000 8-16kW

CS2000 18-30kW

Dimensions

4-6kW unit

Height: 717mm Width: 1295mm Depth: 400mm

8-16kW unit

Height: 864mm Width: 1385mm Depth: 445mm

18-30kW unit

Height: 1557mm Width: 1120mm Depth: 400mm

Technical data

Outdoor unit CS2000 AWF 7 738 602277 4 R-S	...278 6 R-S	...279 8 R-S	...280 10 R-S	...281 12 R-S	...282 14 R-S	...283 16 R-S
Heating capacity for A-7/W35	4.7kW	6kW	7kW	8kW	10kW	12kW	13.1kW
COP for A7/W35	5.1	4.95	5.15	4.95	4.95	4.6	4.5
ERP class/Etas acc. to EN14825 (55 °C)	A++	A++	A++	A++	A++	A++	A++
ERP class/Etas acc. to EN14825 (35 °C)	A+++	A+++	A+++	A+++	A+++	A+++	A+++
Refrigerant	R32	R32	R32	R32	R32	R32	R32
Max. supply flow temp	65°C	65°C	65°C	65°C	65°C	65°C	65°C
Max. sound at A7/W55	55dB(A)	58dB(A)	59dB(A)	60dB(A)	65dB(A)	65dB(A)	68dB(A)
Max. sound at A7/W55 in silent mode	53dB(A)	55dB(A)	54dB(A)	55dB(A)	59dB(A)	59dB(A)	59dB(A)
Outdoor unit weight	86kg	86kg	105kg	105kg	129kg	129kg	129kg
Dimensions (h x w x d)	717 x 1295 x 400 mm			864 x 1385 x 445 mm			
Power supply	230V	230V	230V	230V	230V	230V	230V

Outdoor unit CS2000 AWF 7 738 602287 18 R-T	...288 22 R-T	...289 26 R-T	...290 30 R-T
Heating capacity for A-7/W35	18kW	21kW	22kW	23kW
COP for A7/W35	4.7	4.4	4.08	3.91
ERP class/Etas acc. to EN14825 (55 °C)	A++	A++	A+	A+
ERP class/Etas acc. to EN14825 (35 °C)	A+++	A+++	A+++	A++
Refrigerant	R32	R32	R32	R32
Max. supply flow temp	65°C	65°C	65°C	65°C
Max. sound at A7/W55	70dB(A)	72dB(A)	74dB(A)	77dB(A)
Max. sound at A7/W55 in silent mode	63dB(A)	62dB(A)	70dB(A)	73dB(A)
Outdoor unit weight	177kg	177kg	177kg	177kg
Dimensions (h x w x d)	1557 x 1120 x 400 mm			
Power supply	400V	400V	400V	400V

Unit output	SCOP flow temp 35°C	SCOP flow temp 45°C
4kW	4.66	3.93
6kW	4.77	4.06
8kW	5.03	4.11
10kW	5.03	4.19
12kW	4.67	4.01
14kW	4.58	3.95
16kW	4.49	3.88

*With average environmental conditions and a flow temperature of 35 °C.
†CS2000 4-6kW & 8-16kW outdoor units only.

For more information, scan the QR code to visit our website.



Training

Ready for a heating revolution?

Wherever you are in your low carbon heating journey, from starting out to adding to your heat pump expertise, we can support you.

Start your journey with us

Becoming MCS certified is a mark of your excellence as an installer. We're here to support you with our range of MCS courses including:

- ▶ Water regulations certification (WRAS) course
- ▶ Level 3 Award low temperature heating and hot water systems in dwellings
- ▶ Level 3 Award RQF installation and maintenance of air source heat pump systems.

Installing heat pumps doesn't need a specific qualification, but our complementary product training will help you get hands-on experience and understand all the features and benefits, specification, installation, and servicing.

Not MCS certified?

We can support you with unlocking government grants and extended guarantees.

If MCS isn't right for your business right now, you can use our third party MCS umbrella scheme – who will handle the design, training and MCS accreditation paperwork to enable your customer to apply for government grants.

Contact our pre-sales team to find out more:
0330 123 3366

Get in touch

Sales

Tel: 0330 123 9669

Email: sales.bosch@uk.bosch.com

Technical Helpline (Pre & Post Sales)

Tel: 0330 123 3366

Email: technical-advice@uk.bosch.com

Spare Parts

Tel: 0330 123 9779

Email: spares.mailbox@uk.bosch.com

Worcester Bosch

Cotswold Way
Warndon
Worcester
WR4 9SW






worcester-bosch.co.uk

Calls to and from Bosch Thermotechnology Ltd may be recorded for training and quality assurance purposes. Worcester Bosch is a brand name of Bosch Thermotechnology Ltd. This brochure is accurate at the date of printing, but may be superseded and should be disregarded if specification and/or appearances are changed in the interest of continued improvement. The statutory rights of the consumer are not affected.



Share

We would love to see your installations!

-  Worcester Bosch Professional
-  @WorcesterBoschProfessional
-  @WorcesterBosch
-  Worcester Bosch
-  WorcesterBoschHeating