



BOSCH

Compress 5800i Installer guide

The future of home heating has arrived



PUMP IT UP

Welcome to the future of heat pump and hybrid heat pump technology.

A world of modern design, electrified heating and easy installation. A world where home heating looks, sounds, fits, and performs better than ever before.

Designed for UK homes, the brand new CS5800i range is designed for new build and renovation projects alike – making it easier than ever to bring electrified heating solutions to your customers.

Contents

CS5800i outdoor unit – Overview	5
CS5800i outdoor unit – Features	6
CS5800i hybrid unit – Overview	8
CS5800i hybrid unit – Features	10
CS5800i pre-plumbed cylinder – Overview	12
CS5800i pre-plumbed cylinder – Features	14
CS5800i wall hung unit – Overview	16
CS5800i wall hung unit – Features	18
System set ups	20
Clearances	21
Heating performance	22
Schematics	23
CS5800i controls	24
CS5800i training	25

Options for heat pump or hybrid heat pump systems

Quiet, compact, powerful

Our easier on the eye outdoor unit



A brand new heat pump for a brand new age, the CS5800i outdoor unit is the future of electrified home heating. The CS5800i has space-saving features, a compact footprint, modern design, and easy installation all built in – it's a compact heat pump with a big impact.

It makes your life easier through its monobloc design, so you can access the control box, condenser, and evaporator easily – and carry out your installations quickly.

Your customers can relax too, knowing the CS5800i is Quiet Mark certified and barely makes as much noise as their kitchen refrigerator.

Add to this a low global warming potential and the CS5800i outdoor unit is definitely something to get pumped about.

Key features:

Ultra quiet

With integrated diffuser and Quiet Mark certified

Compact

Stunning modern design and simple to install

High performance

Flow temperatures up to 75°C for wider range of UK homes & SCOP up to 4.54

Low GWP

R290 refrigerant has a low global warming potential score of only 3

Flexible

Perfect for renovation projects and new build, with a range of compatible indoor units

Design


All the style and maximum reliability you've come to expect from Bosch.




*For full terms and conditions please visit worcester-bosch.co.uk/heat-pump-tc

CS5800i outdoor unit

Features



Easy to fit
 F-Gas-free fitting, with rear facing connectors and monobloc design meaning easier and much quicker installation.



Flexible siting
 Choose the best place for the unit, with flexible installation options and compatibility with most homes and heating systems, no matter the age.



Easy to access
 Just remove a few screws to get to the control box and main components.



High performance refrigerant
 R290 refrigerant delivering high performance with a global warming potential of only 3.



Our quietest outdoor unit ever
 With a built-in sound diffuser and insulated fan, the volume of this outdoor unit is almost unnoticeable.
 Producing from 40dB(A)*, somewhere between birdsong and the quiet hum of a refrigerator, your customer and their neighbours won't even know there's a heat pump hard at work. And with the sleek new design, it will compliment its surroundings too.

*4kW unit with sound power level in accordance with EN 12102



Compact, flexible, simple.

Our intelligent wall hung hybrid unit

Meet the brand new plug-and-play hybrid partner for our CS5800i Heat Pump.

Co-created with installers and built for fast, simple, plug-and-play installation, the compact CS5800i Hybrid Heat Pump puts electrified heating straight into the homes of your customers – by connecting the heat pump and gas boiler and optimising how they deliver year-round, lower carbon[^] heating.

Effortlessly define your hybrid strategy and effortlessly monitor energy consumption from the choice of hybrid system controls.

The new hybrid unit is clever in other ways too. Installed indoors or out, requiring no system upgrades and small enough to fit where you like, it's perfect for when you're short on installation space. It's the hybrid solution your customers have been waiting for.

Key features:

Flexible design

Indoor or outdoor positioning for added flexibility

Space saving

No buffer tank or system upgrades required

Easy

Rapid, add-on installation means no loss of service

Smart

Intelligent energy management for maximum efficiency.

Compatible

Works with new or existing Greenstar Combi 8000, 8000+, 4000, 2000, 1000, CDi Compact, CDi Classic, Si Compact and i ErP.




[^]A hybrid heat pump when running emits less carbon dioxide than a gas or oil boiler only system.

*For full terms and conditions please visit worcester-bosch.co.uk/heat-pump-tc

CS5800i Hybrid unit

Features



Rapid installation

Pre-assembled for rapid installation with easy fit, plug-and-play unit, to existing Worcester Bosch combi boilers* with no loss of service.



Clever

Uses intelligent energy management to modulate and run the boiler and heat pump in parallel to maximise efficiency. Control options with a choice of either the CH120 or EasyControl.



Fits in at home

Small in size with indoor or outdoor installation options to suit your customers lifestyle.



Comfort

Embrace cost-effective, smarter, year-round comfort with no requirement for a separate buffer tank or need to replace existing radiators or pipework.

*New or existing Greenstar Combi 8000, 8000+, 4000, 2000, 1000, CDi Compact, CDi Classic, Si Compact and i ErP.

Quicker, easier, connected.

All-in-one pre-plumbed cylinder

The all-new CS5800i pre-plumbed cylinder is a complete 'plug and play' indoor solution, built with simple installation and your busy schedule in mind.

With technology and ease-of-use at its core, the cylinder control unit comes with Connect-Key K30 connectivity as standard – meaning easy setup and use with the Bosch HomeCom Easy app.

Designed and built in the UK, with UK homes in mind, this cylinder can handle a wide range of domestic hot water volumes in any home – new or old, and is available in a slimline variant for airing cupboard installation.

Key features:

Easy install

Faster installation with integrated micro-buffer, diverter valve, pumps and back-up heater

Compact

Space-saving, easy installations in UK homes

Flexible

Full range of cylinder volumes for flexibility with renovations or new builds

Connected

Remote monitoring** and access with Connect-Key K30 and Bosch HomeCom Easy app

UK-made

Designed and manufactured in the UK, for the UK.




*For full terms and conditions please visit worcester-bosch.co.uk/heat-pump-tc

** Monitoring may cease automatically after 12 months.

CS5800i pre-plumbed cylinder

Features



Easy installation

This 'plug and play' indoor solution is designed with installers in mind, to make installations quicker.

Install faster with integrated micro-buffer, diverter valve, pumps, and back-up heater.

Install anywhere with kit designed to suit new-build and renovation project installations.

Install easier with pre-fitted and accessible components.

Install smaller with all components connected to the cylinder for one compact installation.

Back-up heater

The CS5800i pre-plumbed cylinder comes with a built-in 3kW electric heater, giving customers a fail-safe backup when the weather is at its coldest.

Flexible hot water solutions

Fit out homes of any size or shape, with a range of cylinders available:

- 180L slimline
- 210L standard
- 250L standard

Connectivity

Give your customers complete control wherever they are, by plugging in the Connect-Key K30 included with the CS5800i.

By downloading the Bosch HomeCom Easy app, customers can control their heating directly from their smartphone – and request Worcester Bosch to remotely monitor**, diagnose, and offer support with error code issues.



** Monitoring may cease automatically after 12 months.

Connected, compact, flexible.

Our stylish wall hung unit



The all new CS5800i wall hung unit brings simplicity and technology perfectly together, providing an alternative solution to the pre-plumbed cylinder.

Incorporating Bosch modern design alongside accessibility – with easy access, installation, and integration with existing home-heating systems – this one has the beauty and the brains.

And, with the Connect-Key K30 connectivity comes as standard with the wall hung CS5800i, which links seamlessly with the Bosch HomeCom Easy app for easy control and to request remote monitoring**.

Key features:

Easy access

Engineer-focused design, allows immediate access to the control box

Flexible design

Ability to use third-party cylinders and components

Interactive

Built-in colour intuitive touchscreen for easy use

Connected

Remote monitoring** and access with Connect-Key K30 and Bosch HomeCom Easy app.




*For full terms and conditions please visit worcester-bosch.co.uk/heat-pump-tc

** Monitoring may cease automatically after 12 months.

CS5800i wall hung unit

Features



Modern design


Designed and engineered to be stylish and reliable – wherever it's installed.

The CS5800i also comes with a built-in colour intuitive touchscreen, for easy configuration inside the home.




Connectivity

Give your customers complete heating control wherever they are by plugging in the Connect-Key K30 included in this unit and download the Bosch HomeCom Easy app.



Back-up heater

The CS5800i wall hung unit comes with a built-in 3kW electric heater, which provides a fail-safe back-up when the weather is at its coldest.



Easy to access

For servicing and installation, it's just a removal of screws to get to the control box and the other main components.

System set-ups

The following information shows some possible system configurations and the necessary minimum clearances.

Hybrid heat pump system

Outdoor unit, with hybrid unit, combi boiler*, and system controller.



Heat pump system

Outdoor unit with pre-plumbed cylinder.



Heat pump system

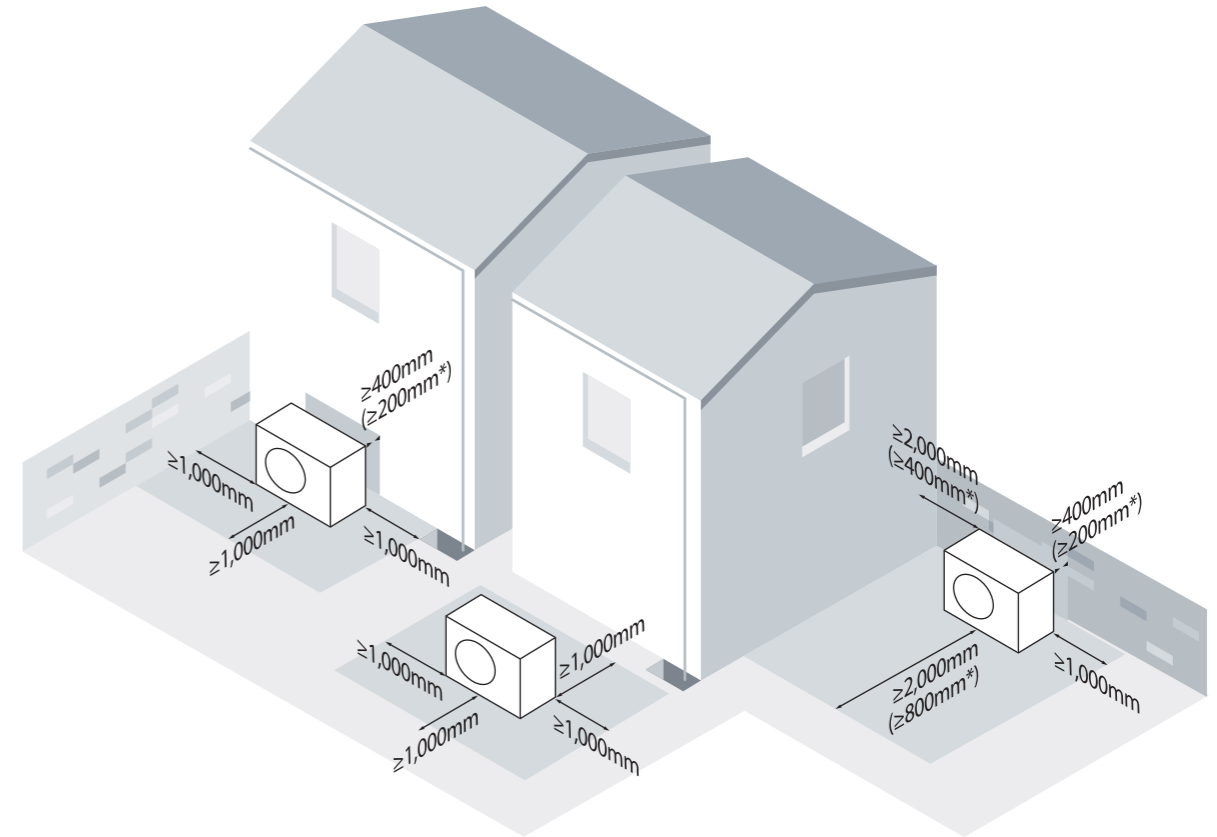
Outdoor unit with indoor unit and pre-plumbed cylinder.



*New or existing Greenstar Combi 8000, 8000+, 4000, 2000, 1000, CDi Compact, CDi Classic, Si Compact and i ErP.

Clearances

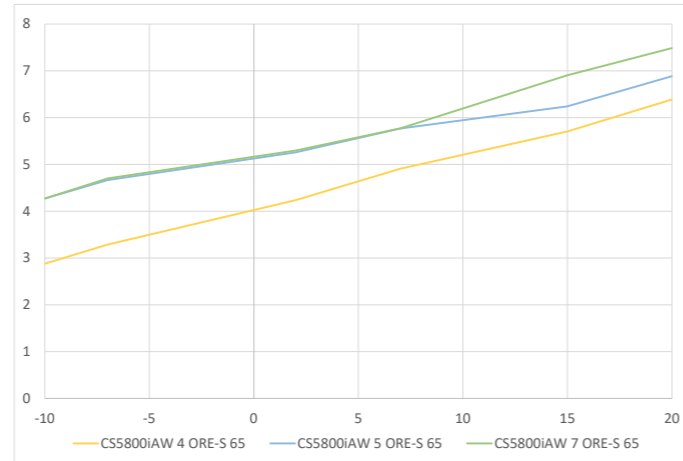
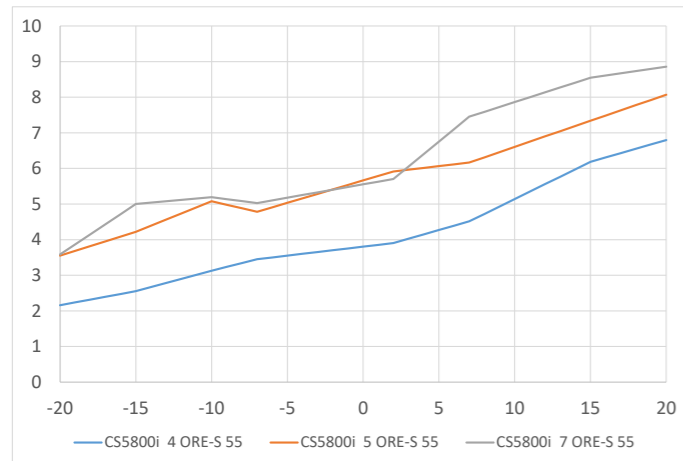
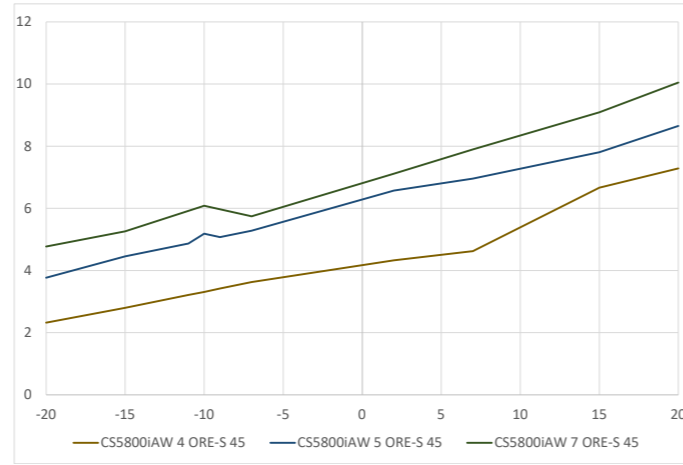
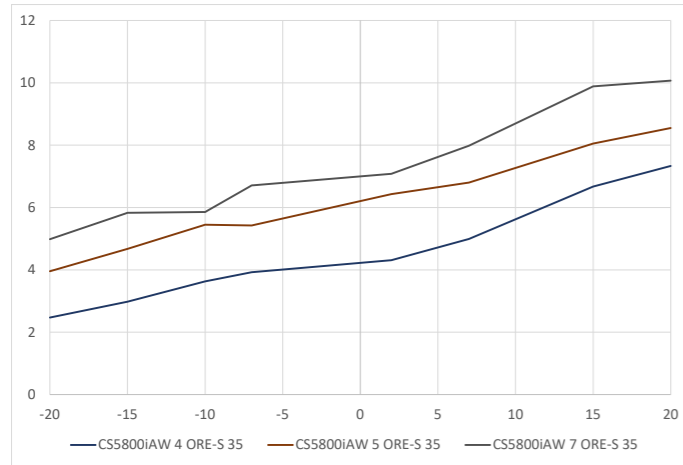
Front: 2,000mm (800mm*) Rear: 400mm (200*)
Left/Right: 1,000mm (2,000mm to wall or 400mm*)



*Minimum distance: The clearance can be reduced to the minimum clearance on one side and either the front or rear. There must be no house openings (windows, doors, light shafts) and electrical sources of ignition (sockets, lamps, electric switches) within the protected area.

Heating performance

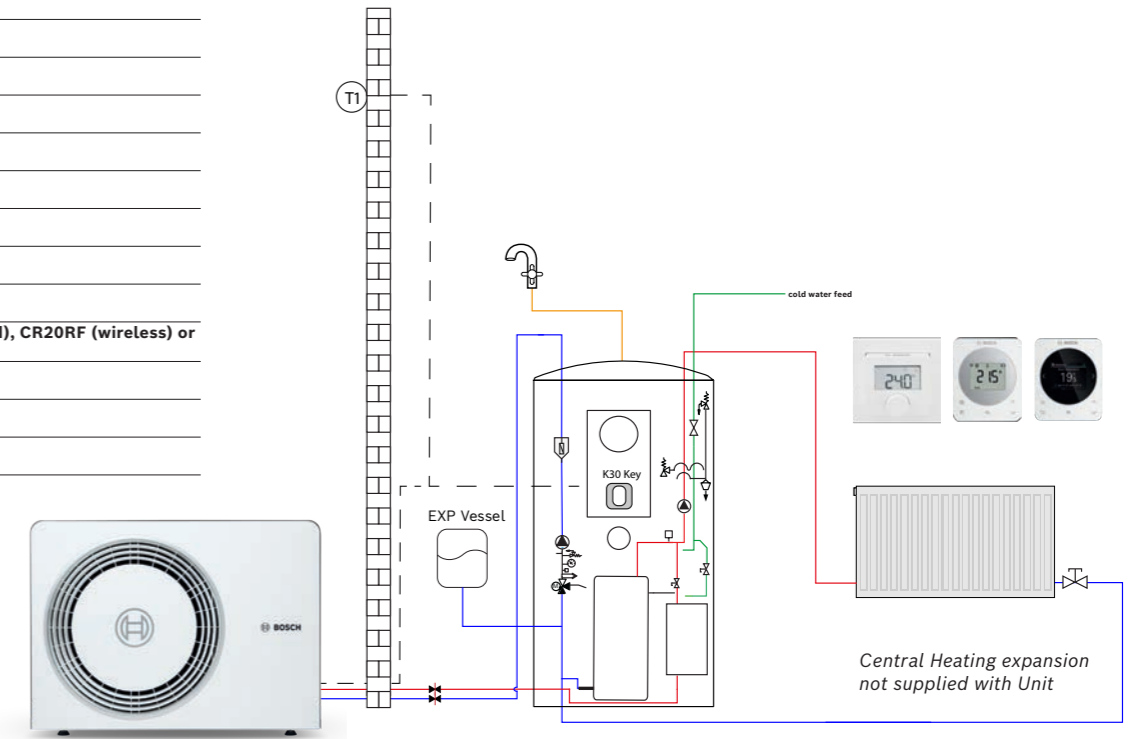
These graphs explain the output performance variations of each CS5800i at various flow temperatures. They show the maximum output power in kW, at various outdoor and water flow temperatures. This information will help you to select the most appropriate model for your customers home.



System schematics

CS5800AW R-S Single zone radiator with pre-plumbed cylinder

Key	Description
	Antifreeze Valve
	T1 Sensors
	Isolation Valve
	Drain off Valve
	Filling Valve
	Three Port Valve
	Magnetic Filter
	Non return Valve
	Optional CR11H (wired), CR20RF (wireless) or RT800 (wired)
	Pump
	Pressure gauge
	Lockshield Valve
	Connect-Key K30



All electrical work should be carried out by a registered engineer. Wiring must comply with the latest IET wiring regulations. Isolate the mains electricity supply before starting any work and observe all relevant safety precautions. Refer to all relevant product installation manuals for safety and installation instructions.

Whilst it is always our intention to fully assist, it is essential to recognise that all information given by the company is provided in good faith and based upon the information available. Connection labels may not match those of the products installed on site. We recommend that advice should always be checked with your installer, electrician or the manufacturer of the product in question. Consequently, the company cannot be held responsible for any liability relating to the use or repetition of such information or part thereof. In addition, whilst making every reasonable effort to monitor the performance and quality of our supply, installation and service network, we do not accept responsibility for the workmanship or operation of any third party company.

Connected and in control

Intelligent controls range



Control from anywhere with Connect-Key K30

Included as standard for the pre-plumbed cylinder or wall hung indoor unit, simply slot in the key, download the HomeCom Easy app and connect to the wifi.

By registering and consenting to monitoring*, Worcester Bosch can remotely diagnose issues and better support you and your customer during any servicing or repairs.

Put the power in the hands of your customer with our range of controls.


Optional heat pump controls



CR11H (wired)
Simple to use room thermostat with humidity sensor and clear display.



CR20RF (wireless)
Wireless room thermostat, which works alongside the Connect-Key K30.



RT800 (wired)
Wired room thermostat, for the easiest and most immediate heating control.

Choice of hybrid heat pump controls



CH120 (wired)
Set the hybrid system strategy and monitor energy consumption with the CH120 system control.



EasyControl (wired)
Internet connected programmable control to manage the hybrid system from a smart device using the Bosch EasyControl app.

* Monitoring may cease automatically after 12 months.

CS5800i training

Are you ready for the heating revolution?

Wherever you are in your electrified home heating journey, from starting out to adding to your heat pump expertise we can support you with these solutions.

Start your MCS journey with Worcester Bosch

Becoming MCS certified is a mark of your excellence as an installer.

We're here to support you with our range of MCS courses including:

- ▶ Water regulations certification (WRAS) course
- ▶ Level 3 Award Low temperature heating and hot water systems in dwellings
- ▶ Level 3 Award RQF installation and maintenance of air source heat pump systems.

Not MCS certified?

We can support you with unlocking government grants and extended guarantees.

If MCS isn't right for your business right now, you can use our third party MCS umbrella scheme – who will handle the design, training and MCS accreditation paperwork to enable your customer to apply for government grants.

Contact our pre-sales team to find out more:
0330 123 3366.

Installing heat pumps doesn't need a specific qualification, but our complementary product training will help you get hands-on experience and understand all the features and benefits, specification, installation, and servicing.



Explore our product training

Accessories & technical data

Accessories

Part Number	Description
8738206696	Alarm buzzer
7716161061	50l buffer
7735500777	120l buffer
8738214739	INPA Short (200mm – 400mm)
8738214740	INPA Long (500mm – 1000mm)
7747204698	Dew point sensor
8738214741	Floor stand small
8738214742	Small stand covers
8738205073	Bracket kit for MM100
8750743753	Wall-mount small
7738110140	MM100 Mixer
8738206183	CANbus cable 15m
8738206184	CANbus cable 30m
8738214748	Condensation heating cable 2.5m
8738214749	Condensation heating cable 3.5m
8738214750	Condensation heating cable 5.5m
7738112943	CR20RF
7738112961	RT800
7738112972	CR11H
8738214418	DHW tower hot water circulation pipe
7735502289	DHW cylinder sensor R60
7736601142	Pump Group HS25/6 s BO
7736601144	Pump Group HS25/6 BO
7736601148	Pump Group HSM25/6 BO
7736601151	Pump Group HS25/6 MM100 BO
7736601155	Pump Group HSM25/6 MM100 BO

Pre-plumbed cylinders

Model	Part number	Dimensions WxHxD
180L Slim	7731600271	653mm x 1708mm x 645mm
210L	7731600272	674mm x 1561mm x 747mm
250L	7731600273	674mm x 1806mm x 747mm

Clearances

Front: 50mm (600mm wall), Left/Right: 150mm, Top: 200mm, Rear: 50mm

Wall hung unit

Model	Part number	Dimensions WxHxD
AWE 12 E	8738214990	400mm x 720mm x 297mm

Clearances:

Front: 800mm, Left/Right: 50mm, Top: 550mm

Hybrid unit

Model	Part number	Dimensions WxHxD
CSH5800iAWO	8732963437	330mm x 499mm x 170mm

Hybrid heat pump system accessories

Part Number	Description
7738112982	CH120
7736701392	EasyControl Black
7736701341	EasyControl White

System options

Output kW	Pre-plumbed cylinders			Optional controls			
CS5800i ODU	Wall Hung Unit	PP Cylinder 180L Slim	PP Cylinder 210L Slim	PP Cylinder 250L Slim	RT800	CR20RF	CR11H
4	Y	Y	Y	N	Y	Y	Y
5	Y	Y	Y	Y	Y	Y	Y
7	Y	Y	Y	Y	Y	Y	Y

CS5800i outdoor units

Model	CS5800i 4 OR-S	CS5800i 5 OR-S	CS5800i 7 OR-S
Part number	8738213464	8738213465	8738213466
Power supply	230v	230v	230v
Dimension (WxHxD) mm	1100 x 800 x 540	1100 x 800 x 540	1100 x 800 x 540
Weight (Kg)	143	143	143
Clearances	Front: 2m (800mm*) Left/Right: 1m (2m to wall or 400mm*) Rear: 400mm (200mm*) *Minimum distance: The clearance can be reduced to the minimum clearance on one side and either the front or rear. There must be no house openings (windows, doors, light shafts) and electrical sources of ignition (sockets, lamps, electric switches) within the protected area.		
Sound power in accordance with EN 12102	40dB(A)	42dB(A)	42dB(A)
Fuse (A)	16	16	16
Refrigerant	R290	R290	R290
Max flow temperature	75°C	75°C	75°C
SCOP @ 35°C (MCS)	4.53	4.53	4.54
SCOP @ 45°C (MCS)	3.82	3.90	3.96
SCOP @ 55°C (MCS)	3.03	3.28	3.29
Max output @-7/35 [kW]	3.92	5.42	6.71
COP max output @-7/35	2.89	2.51	2.36
Max output @7/35 [kW]	4.99	6.8	7.97
COP max output @7/35	3.59	3.16	3.07
Nominal output @7/35 [kW]	2.84	2.84	2.84
COP nominal output @7/35	4.85	4.85	4.85

Get in touch

Sales

Tel: 0330 123 9669

Email: sales.bosch@uk.bosch.com

Technical Helpline (Pre & Post Sales)

Tel: 0330 123 3366

Email: technical-advice@uk.bosch.com






Spare Parts

Tel: 0330 123 9779

Email: spares.mailbox@uk.bosch.com

Share

We would love to see your installations!

-  [Worcester Bosch Professional](#)
-  [@WorcesterBoschProfessional](#)
-  [@WorcesterBosch](#)
-  [Worcester Bosch](#)
-  [Worcester Bosch Group](#)

Worcester Bosch

Cotswold Way

Warndon

Worcester

WR4 9SW

worcester-bosch.co.uk

Calls to and from Bosch Thermotechnology Ltd may be recorded for training and quality assurance purposes. Worcester Bosch is a brand name of Bosch Thermotechnology Ltd. This brochure is accurate at the date of printing, but may be superseded and should be disregarded if specification and/or appearances are changed in the interest of continued improvement. The statutory rights of the consumer are not affected.



8 716 122 777 C 12/24